



Parachute™

# A letter from the CEO

In the fall of 1999, just a week before the start of the school year, a strong earthquake struck my hometown of Athens, Greece. It took just a few seconds for us to be forever uprooted from our childhood home and start over from scratch. I learned early on that life can hold unexpected twists, and that we always have to be prepared for the unknown.

In the years since that fateful day, I would often dream of a magic button that would have allowed those trapped in the rubble to get help.

It wouldn't be until 2015 when a series of developments would finally make it possible for this dream to be a reality. For the first time in history, humans had powerful recording devices with them at all times — their smartphones. Video evidence had proven instrumental in several cases of police brutality sweeping across the United States. And the live-streaming revolution had just begun, with the emergence of Meerkat and Periscope, demonstrating that it was possible to instantly broadcast live video from anywhere in the world.

Looking at the world through the lens of a computer scientist, I am always drawn to problems that can be solved better with the help of technology. The journey of Parachute began when I entered the TechCrunch Disrupt NY 2015 Hackathon, one of the world's most prestigious technology events, with a mission to use livestreaming where it mattered most — the most critical moments of our lives.

Twenty-four hours later, Witness, as it was originally called, would go on to win the grand prize and news of it quickly went viral all around the world. I knew I had to drop everything else and make it available on the App Store.

Parachute's launch ushered a new era in emergency technology. Designed to do everything your phone can possibly do to protect you in an emergency, and built like a tank, Parachute revolutionized how the world reacts and responds to emergencies. Its unmatched features have made it an indispensable tool for those operating in some of the most dangerous conditions in the world, allowing them to pursue their life's work unencumbered by fear.

Parachute has played a critical role in major international geopolitical events. It has brought light to some of the darkest corners of the world. It has saved lives. And helped people all around the world, regardless of ethnicity, background, age, and ability, sleep a little better at night.

Every line of code in Parachute is meticulously written and rigorously tested knowing that a single error could cost someone's life. Our crash reports show us that Parachute never crashes in an emergency, unless it's a crash that comes from iOS itself.

Taking a stand against today's tech dystopia, where customer data is collected, sold, and traded, Parachute has championed transparency and neutrality from day one, at a time when very few were sounding the alarm on this onslaught against our privacy. Parachute data is never shared with anyone but those you choose to share it with. Our choice to run an independent, self-reliant organization, free from venture capital, assures that we will never be pressured to compromise our integrity in exchange for short-term gains. Our neutrality guarantee, which we were one of the first to implement, ensures that user data will not be censored unless required by the democratic processes of the judicial system.

Parachute's members are not faceless. Among them you will find ourselves, our families, and our friends. When you become a Parachute member, we treat you with the same level of care, respect, and attention to detail that we expect for ourselves and our loved ones. We are so grateful that our members have made Parachute one of the most loved apps in the world, with a 4.9/5.0 worldwide average, and more than 4,500 five-star reviews.

Whether you use Parachute occasionally or as a regular part of your day, we hope Parachute can make an impact on your life, empowering you to live life fearlessly. We are so honored by your trust and we promise to always keep pushing the boundaries of technology to make the world a safer place.

Marinos  
Engineer, Parachute Founder & CEO

A handwritten signature in black ink, appearing to read 'Marinos', written in a cursive style.

# Deal-breakers

Parachute is open to everyone, but it is not for everyone. As you explore whether Parachute is right for you or for your organization, we would like to first get all the possible deal-breakers out of the way. That way, you don't have to waste time if you encounter anything that could preclude you or your organization from using Parachute.

## Allowed Devices

When you use Parachute, you are putting your life in the hands of a device: your smartphone. As engineers, we want Parachute to be running on a device and platform that we can trust is not going to fail us at critical times. We also want Parachute to be running on a device that we can trust with handling extremely sensitive data.

While we continue to evaluate Android, we do not make Parachute for Android available on Google Play for the general public to download. On very rare circumstances we may make our Android version available to organizations, but only within the continental United States or European Union area, and only if their Android fleet is centrally managed by the company's IT department.

For all intents and purposes, if you are planning to use Parachute on Android phones, Parachute is not for you. iPhones are simply more secure devices, and Parachute's great relationship with Apple's security team makes us feel comfortable that our members are not put at risk. In fact, Parachute has been frequently credited in Apple's release notes for helping make iPhones and iOS more secure for everyone.

## Technical Skills

We like to believe that everyone, regardless of technical skill, can easily set up and use the Parachute app. In contrast, the Parachute platform is an advanced and powerful technology which can be intimidating at first to someone new. While our team can assist and train organizations to use the Parachute platform, we prefer interfacing directly with your IT team, so we can make the onboarding process as smooth as possible. We are, first and foremost, a technology company.

## Embargoed Regions

Parachute is not available in geographical locations that are embargoed by US trade regulations, unless specific exemption is granted by the United States Department of State. Additionally, Parachute is blocked in Mainland China and requires a VPN service to get around.



## **Blacklisted Networks**

Parachute employs very aggressive blacklisting of networks that conduct reconnaissance, hacking, and other non-standard operations. Clients may not be able to access Parachute while connected to a disreputable public VPN service that has been blacklisted.

## **International Calling**

The Parachute platform is able to text and call any number in the world. A personal Parachute membership allows texting to any number in the world and calling to 119 countries.

## **Restricted Activities**

Anyone is free to use the Parachute app for personal use, as long as they are in compliance with local rules and regulations. Parachute does not censor any content without a court order.

In contrast, organizations that are interested in the Parachute platform must go through mandatory compliance checks for approval.

Organizations are not allowed to use the Parachute platform if they have ever facilitated or intend to facilitate any of the following restricted activities: espionage, sabotage, export control violations, terrorist activity, money laundering, sales or trade of restricted items such as firearms and controlled substances such as narcotics, prostitution or unlawful commercialized vice, human trafficking, genocide, torture, extrajudicial killings, political killings, other acts of violence, recruitment of child soldiers, forcing a human to undergo an abortion against their free choice or a human to undergo sterilization against their free will, the coercive transplantation of human organs or bodily tissue, genital mutilation, the holding of humans against their will, the tracking and surveillance of humans against their consent, or any violation of the United Nations' Human Rights Declaration and other UN resolutions.

Organizations are not allowed to mention or feature the Parachute brand or its sub-brands in any way that suggests endorsement of any idea, message, company, or brand, or in violation of Parachute's "Marketing Identity Guidelines For Third Parties", available at [parachute.live/media-pack](https://parachute.live/media-pack). Parachute protects the integrity and neutrality of its brand with legal action and enforcement.

Parachute reserves the option to terminate any organizational account, with or without cause, in exchange for a pro-rated refund.

# The app

Parachute is the most powerful personal safety app in the world. Designed to do everything your phone can do to protect you in an emergency. Trusted in some of the most dangerous conditions worldwide

## Capture Evidence

Parachute uses your phone's sensors to continuously record video, audio and location data during an emergency. Your evidence is then saved away from your phone, so it's safe even if your phone is lost, taken or destroyed

## Get Help

Parachute simultaneously texts, calls and emails your emergency contacts and sends them your live video, audio and location. This lets them see exactly what's happening and react accordingly. Parachute shows you the live status of each alert that was sent out so you can see how many texts, emails and phone calls have been successfully received

## Groundbreaking

Parachute is the app that brought livestreaming to personal safety when it launched in 2015. It is the winner of the TechCrunch Disrupt NY 2015 Hackathon and has been featured in the App Store, TechCrunch, Wired, CSI: Cyber, CNBC, Fox and more

## Highlights

Parachute lets you broadcast your location, audio and video to your friends and loved ones in the event of an emergency

With just one touch, Parachute:

- Simultaneously calls, texts and emails your emergency contacts
- Sends them your live video, audio and location straight from the scene
- Records discreetly to protect your safety
- Prevents accidental touches from stopping the recording or blurring the focus
- Saves all your evidence away from your phone, so it is safe even if the phone is lost or destroyed

## Recent Updates

In recent releases, we also added:

- Multi-Camera Video: Parachute can now capture video from the front and back cameras simultaneously — a world first for iOS
- Siri: You can now activate Parachute through Siri
- Twitter: Parachute can now automatically post your live incident to Twitter
- Phone Alert: You can now record your own phone alert that your emergency contacts will hear when Parachute calls them
- Live Alert Status: You can now see the live status of every alert Parachute sends out during an emergency: number of texts delivered, number of emails delivered, and number of phone calls picked up and completed
- Better Streaming: Improved streaming quality by up to 270%
- More Countries: Parachute can now call phone numbers in 76 more countries, to a total of 119 countries

We are constantly releasing new updates. For the latest information, visit <https://parachute.live/new>

## Recognition

With over 4,500 5-star reviews from around the world, Parachute is one of the most loved apps on the App Store. Parachute is the legendary app that brought emergency livestreaming to the world in 2015 and has been featured on the App Store, CSI: Cyber, TechCrunch, Wired, CNBC, Fox, Cult of Mac, Digital Trends, Sydney Morning Herald and more. Winner of the TechCrunch Disrupt NY 2015 Hackathon

All around the world, people of all ages, backgrounds, ethnicities, and abilities, rely on Parachute every single day. We are so honored by your trust and promise to keep pushing the boundaries of technology to make the world a safer place

# Design

We use Parachute ourselves every single day, and so do our friends and loved ones. We put the same care into Parachute that we expect for ourselves and our families.

## Bulletproof

Parachute is designed to not stop recording until you explicitly end the incident or the battery runs out. Unlike your phone's camera, accidentally touching the screen while recording will not blur the focus or stop recording. Unlike Facebook, Twitter and YouTube Live, the livestream will not fail or lose data if the internet connection goes out. Instead, Parachute will catch up once the connection is back up and not a single frame of video will be lost. All your evidence is securely moved away from your phone so it's kept safe even if your phone is lost, taken or destroyed.

## Discreet

Parachute records video discreetly by showing a blacked out screen instead of the video preview during recording. Parachute wipes all traces of evidence from the phone after it is securely moved off the phone so that even if someone gets a hold of the phone and attempts to read its data they will find nothing and will not be able to find your past incidents.

## Douche-Free

Parachute does not badger you with annoying notifications, "helpful" reminders, ads and dirty tricks. We only send a maximum of 4 emails per year to let you know of major updates and you can opt out of these at any time. We make it very easy to cancel your membership anytime with one touch. Your emergency contacts can immediately view your incident in any browser, without wasting critical time to download an app or set up an account during an emergency. If Parachute crashes during a live emergency, we give you back everything you've paid us in the past year, so we share your pain and pay a high price for our mistakes.

## **Transparent**

Parachute keeps a detailed log of the progress of each automated alert sent out, showing when a text was delivered and when a call was picked up. When an alert fails to deliver, we make that very clear. While the incident is in progress, you can hold down the eye to view a quick summary of the alerts successfully sent out so you know if there are any issues.

## **Flexible**

You can customize Parachute to fit your own needs by using the Emergency Notes to specify instructions to your emergency contacts. With the Phone Alert add-on you can customize the message your emergency contacts will hear when Parachute calls them, so they can hear your voice even if at the time of the incident you are not able to speak. We do not restrict your use of Parachute to a specific use case. You are free to use this in whatever way you see fit. Parachute is being used all around the world in a very diverse set of use cases.

## **VC-Free**

Parachute does not rely on venture capital funding. Our users are our investors. We devote 100% of our time towards pleasing our users, not trying to appease investors at the expense of our users.

## Anatomy of a Parachute Incident

Inspired by real-life events reported by Parachute members

User touches Parachute	0:00	
Parachute activated	0:01	Battery percentage sent Local time, date, carrier information sent Camera & microphone acquisition begins GPS acquisition begins Phone call, text message and email alerts begin
Text alert delivered	0:05	Emergency contacts tap shortlink to view the livestream directly on their browser — no app download required
Email alert delivered	0:06	
Phone alert picked up	0:07	
	0:10	First frame of video livestreamed Data is wiped from phone after being uploaded
Phone alert completed	0:12	
User enters tunnel Cellular connection cuts out	2:41	Data cannot be sent out and is buffered on the phone
User exits tunnel Cellular connection back online	2:56	Buffered data is sent out, prioritizing bandwidth for real-time data Livestream catches up
User receives phone call	4:06	
User picks up phone call	4:07	iOS cuts out microphone and camera access Parachute continues to livestream location data Livestream shows "Camera not available"
User hangs up	4:11	iOS restores microphone and camera access Livestream returns
Phone is tossed from bridge Screen cracks but phone still works	12:56	Parachute continues to livestream until battery runs out
Battery dies	2:57:09	Parachute detects low battery and sends "critically low battery" notice
		All data available for review on parachute.live All uploaded data has been wiped from phone



## Comparison

Parachute costs more and does more than anything else out there

	Facebook Live Twitter Live YouTube Live California	Apple SOS California	Noonlight Missouri	Companion Michigan	Parachute New York City
price	free	free	\$	free	\$\$\$
live video	●				●
live audio	●				●
live location		●	●	●	●
phone call alerts					●
text alerts		●		●	●
email alerts					●
live alert status					●
911		●	●	●	●
can view without downloading app	●	●			●
records evidence	●				●
button activation		●			
recovers from disconnects			?	?	●
discreet recording					●
accidental touches won't screw up video					●
wipes evidence from phone					●
lifetime evidence storage					●
multi-camera video					●
neutrality guarantee					●
does not disclose data without court order	?	?	?	?	●
does not rely on VC funding					●
money back guarantee					●

# Recognition

Parachute is the app that brought live-streaming to personal safety when it launched in 2015. It is the winner of the TechCrunch Disrupt NY 2015 Hackathon and has been featured in the App Store, TechCrunch, Wired, CSI: Cyber, CNBC, Fox and more

## App Store

Parachute featured on the front page of the Apple App Store  
[View](#)

## TechCrunch

Parachute lets organizations receive live-streamed emergency incidents recorded with your iPhone  
[View](#)

Witness Officially Launches A Live-Streaming App That's A Panic Button For The Mobile Age  
[View](#)

Witness's Live-Streaming App Is A Panic Button For The Smartphone Age  
[View](#)

Disrupt NY Hackathon Winners  
[View](#)

Witness Backstage Interview  
[View](#)

## Wired

This Mobile Panic Button Could Save Your Life  
[View](#)

## CNBC

Delegates adding video app in case of RNC violence  
[View](#)

## Fox News

This live-streaming app could save your life in a dangerous situation  
[View](#)

## Cult of Mac

Two apps record front-and-rear iPhone video simultaneously  
[View](#)

Panic Button App Could Save Your Life  
[View](#)

<b>Digital Trends</b>	This Live-Streaming App Could Save Your Life in a Dangerous Situation <a href="#">View</a>
<b>Waging Nonviolence</b>	New App Offers Panic Button for Activists in Danger <a href="#">View</a>
<b>Sydney Morning Herald</b>	Digital Panic Button When You're Far from Home <a href="#">View</a>
<b>ABC 7 News</b>	Smartphone apps for the worst-case scenario if you're attacked <a href="#">View</a>
<b>Fox 35 News</b>	App in development lets you record in an emergency <a href="#">View</a>
<b>Channel 7 Sydney</b>	Parachute featured on the morning show technology segment <a href="#">View</a>
<b>CSI: Cyber</b>	Parachute cameo: Patricia Arquette, in the role of the detective, tells her protégé to use Parachute in an emergency <a href="#">View</a>
<b>Unwire Hong Kong</b>	Parachute reviewed by Unwire.HK, Hong Kong's preeminent technology and product review website <a href="#">View</a>
<b>South China Morning Post</b>	Apps like Parachute are helping protesters keep themselves and their data safe as tensions escalate <a href="#">View</a>
<b>Rightside</b>	A Helping Hand in the Form of an Innovative App <a href="#">View</a>
<b>Twilio</b>	First Time Hackathoner Wins TechCrunch Disrupt NYC 2015 With Witness <a href="#">View</a>
<b>Girleek</b>	An Innovative Solution in the Face of Danger <a href="#">View</a>

# Praise

Parachute has more than 4,500 5-star reviews across the world, with a worldwide average of 4.9/5.0, making it one of the most loved apps on the App Store

“Works really well! Maybe TOO well!”

**US App Store · View**

“This app delivers! This emergency app is the real thing. It’s simple to set up and it’s thorough”

**US App Store · View**

“Amazing app. I’ve spent several hours trying to find an app which can live stream audio/video to a secure server to ensure that nothing can prevent the audio/video evidence from disappearing. Finally, here is the solution”

**UK App Store · View**

“A traveller’s best companion. When out and around in some developing countries around the world, Parachute gives me a quiet confidence that any issues I encounter can be handled because I am collecting real live data and preserving it. My family sure appreciate it too. Well done guys”

**Australia App Store · View**

“Wow! It just keeps getting better!”

**Spain App Store · View**

“Thanks for being with me on all those runs when I was trying to become a better cross-country runner out on those city trails”

**US App Store · View**

“Peace of mind for a father whose kids are out and about”

**US App Store · View**

“Amazing and useful. After update 4.0, I can say that I love this app”

**Brazil App Store · View**

“Best panic button, always works and that’s the most important thing”

**Poland App Store · View**

“So good. Quick and simple app to use”

**Australia App Store · View**

“As a Hong Konger, I’m truly thankful for your team and your app. Really useful app we need, especially at this moment”

**Hong Kong App Store · View**

“Thank you! The app is great! The police arrested many ordinary people without any reason in the past few days. The app makes me feel safe. Thank you very much!”

**Hong Kong App Store · View**

# Parachute Membership

A personal Parachute membership is the best way to experience the most powerful safety app in the world. \$9.99 USD per month, available worldwide

## Unlimited Everything

Your Parachute membership includes unlimited devices, unlimited alerts, unlimited emergency contacts, unlimited streaming and lifetime evidence storage for as long as your membership is active

## Personal Concierge

We will assign you to your personal, New York-based human concierge, who will help you set up Parachute to best suit your emergency needs, and typically replies in less than 1 hour

## Priority Access

Priority access to new and experimental features, priority consideration for feature requests, and priority access to Parachute for Organizations

## Money Back Guarantee

If Parachute crashes during your emergency, you get back everything you've paid us in the past year. As far as we know, we are the first app to offer this

## Free Trial

We start you off with a free one-month trial, so you can try out Parachute and see if it's right for you. Cancel any time, and you won't be charged

## Cancel Anytime

Parachute is commitment-free, so you can cancel your membership any time by tapping the "Manage Membership" button in the app or through your iTunes Subscriptions page

# Parachute Lite Membership

A personal Parachute Lite membership is the most affordable way to experience the most powerful safety app in the world. Starting at just \$2.99 USD per year

## Designed for Light Use

Your Parachute Lite membership includes up to 3 incidents per month for the Parachute Lite Monthly membership or 3 incidents per year for the Parachute Lite Yearly membership, with up to 10 emergency alerts per incident

## Money Back Guarantee

If Parachute crashes during your emergency, you get back everything you've paid us in the past year. As far as we know, we are the first app to offer this

## Free Trial

We start you off with a free one-month trial, so you can try out Parachute and see if it's right for you. Cancel any time, and you won't be charged

## Cancel Anytime

Parachute is commitment-free, so you can cancel your membership any time by tapping the "Manage Membership" button in the app or through your iTunes Subscriptions page



# Bulk Personal Memberships

Bulk pricing allows you to buy personal Parachute and Parachute Lite memberships for a group of people at a discounted price. Your monthly cost is calculated using both the Volume Pricing model and the Utility Pricing model and you pay the least expensive of the two options

## Volume Pricing Model

0–10 users	Retail price
10–100 users	10% discount off retail price
100–1,000 users	20% discount off retail price
1,000–10,000 users	30% discount off retail price
10,000–100,000 users	40% discount off retail price

## Utility Pricing Model

\$0.99/incident + \$0.99/user/month

### Example

An organization would like to provide Parachute for personal use to 10,000 employees. Its employees activate Parachute 100 times in a month. The organization pays \$10,100 — a 90% discount compared to retail pricing

## Parachute Platform

Parachute platform organizations get complimentary personal memberships for all the members of their hotlines. If you run one or more hotlines via the Parachute platform, your hotline members will be able to alert their emergency contacts in addition to your hotline, without having to purchase a personal membership (\$9.99/member/month value)

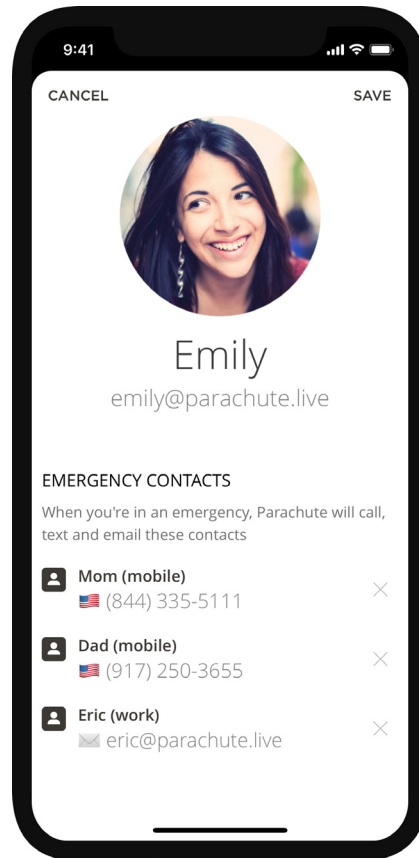
# App Quickstart

Parachute is constantly evolving. For the most up-to-date information, visit [parachute.live/app](https://parachute.live/app)



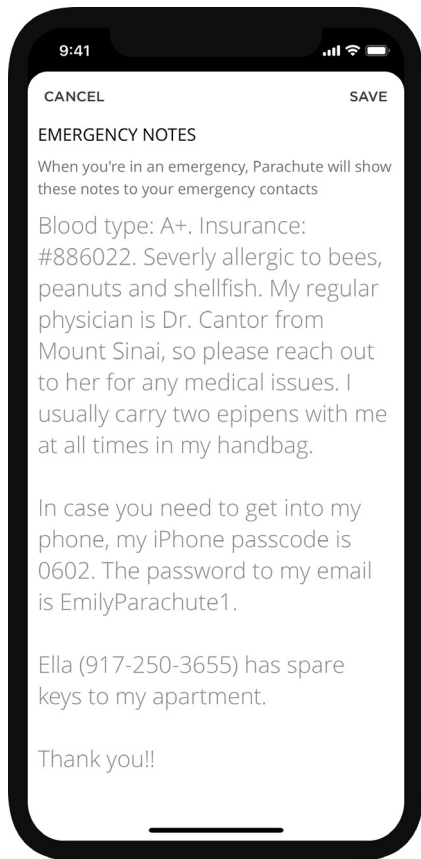
## Parachute 101

When you first download Parachute, you will be presented with the Parachute 101 lesson, which goes over the basics



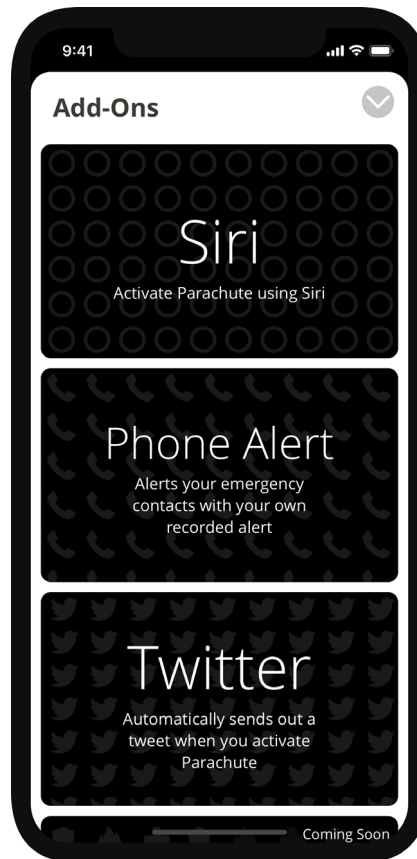
## Set Up

Navigate to Parachute's Settings to set up Parachute. You will need a personal or organizational membership to use Parachute. Add your name and email, and any hotlines or emergency contacts you wish to be notified when you activate Parachute



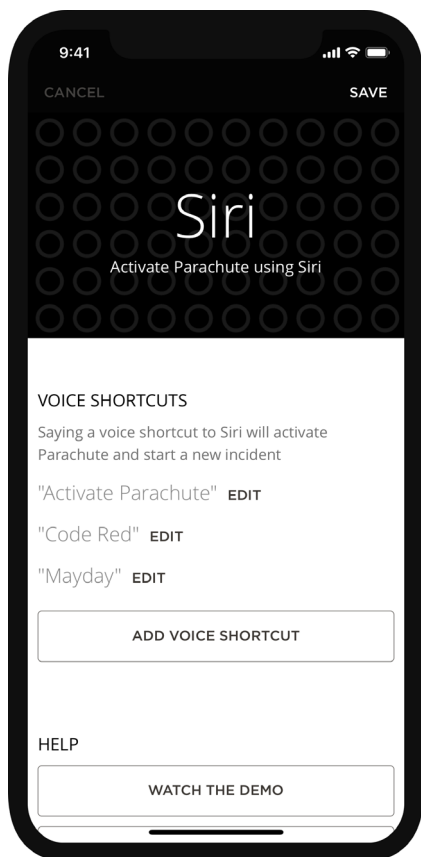
## Emergency Notes

When you activate Parachute, Parachute will release your emergency notes to your emergency contacts



## Add-Ons

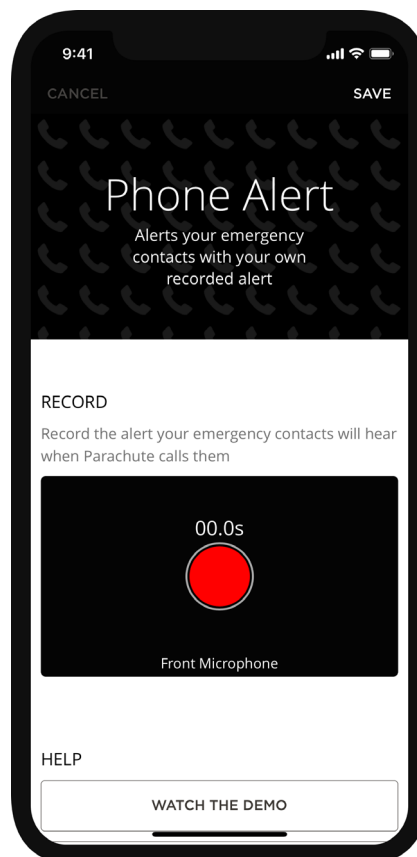
Add-Ons are advanced features designed to enhance your Parachute experience



## Siri

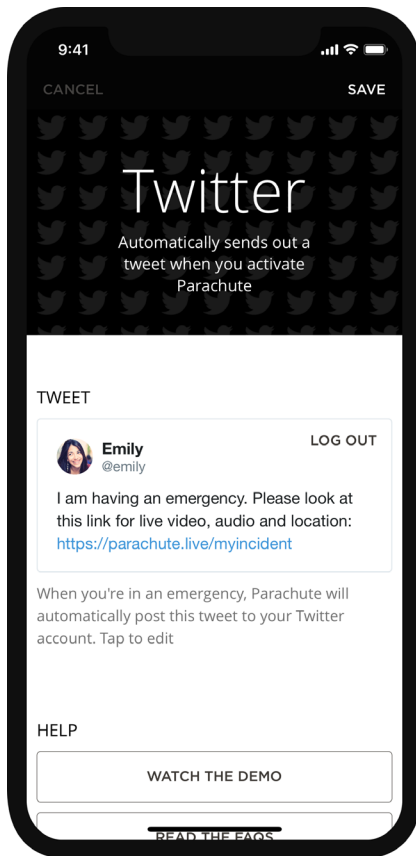
The Siri Add-On lets you activate Parachute hands-free using Siri. You can record voice shortcuts that Siri will listen to. In the example shown, you can say "Hey Siri, Code Red" to activate Parachute without touching your phone

(Requires "Hey Siri" to be enabled)



## Phone Alert

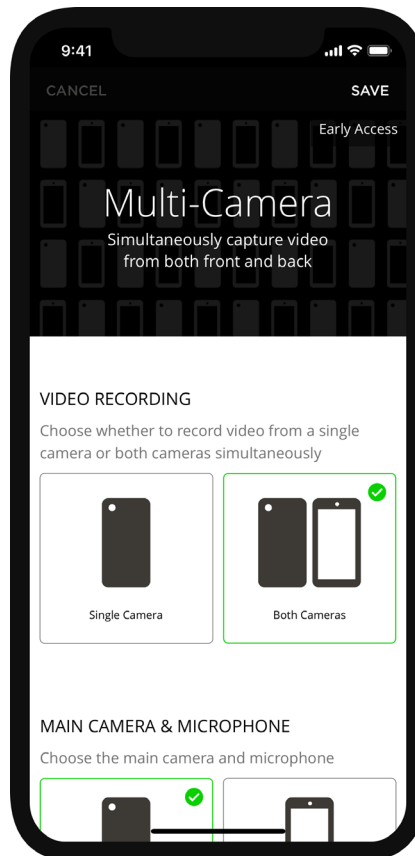
The Phone Alert Add-On lets you pre-record your own custom alert message that your emergency contacts will hear when they receive the Parachute phone call



## Twitter

The Twitter Add-On will automatically post your live Parachute incident to your Twitter account


You can pre-define the tweet that will be used



## Multi-Camera

The Multi-Camera Add-On lets you record and live-stream from both the front and the back cameras at the same time

This creates a protective perimeter that makes it less likely for something to be missed because it was off-camera



## Activate Parachute


There are many ways to activate Parachute. You can use the Parachute Lock Screen Widget for quick activation, Siri, or other shortcuts



## In-App Activation


The simplest way to activate Parachute is to launch the app and touch and hold anywhere on the main screen for 1 second

You will feel a silent nudge and the Parachute circle will begin to unravel



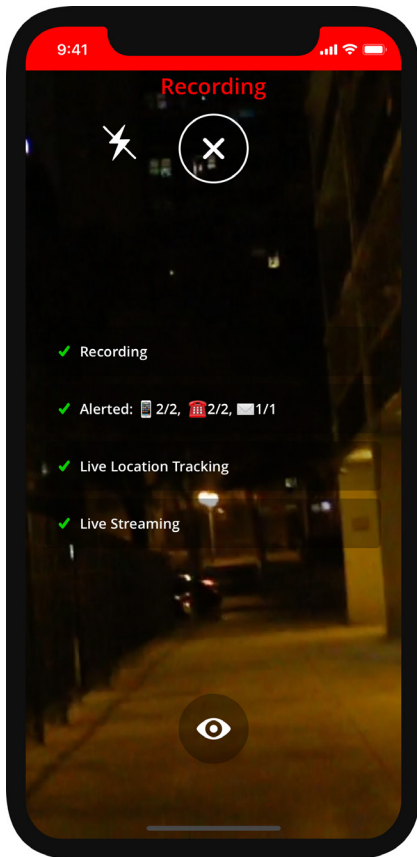
## Discreet Recording

Parachute records discreetly, to protect your safety



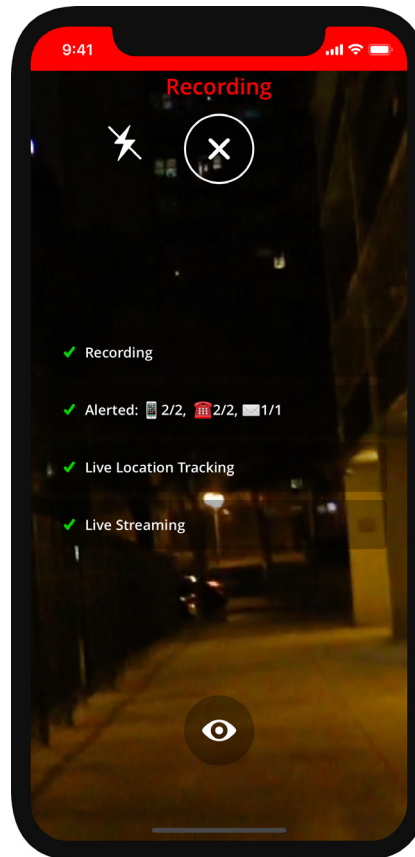
## Safe To Touch

Touching the recording screen is safe. Accidental touches will not change the focus or accidentally end the recording



## Preview Recording

To preview your recorded video, hold down the eye



## Check Status

To check the incident's status, hold down the eye. Parachute provides you with detailed information on the status of each alert and key actions performed

You can also quickly scan for issues by looking at the status bar color. See [parachute.live/faq](https://parachute.live/faq) for a description of the color codes



## End Incident

To end the Parachute incident, hold down the eye and then hold down the X for 1 second. Parachute returns to the main screen





# The platform

The Parachute platform is the most powerful livestream-enabled emergency management platform in the world.

## About

In 2015, Parachute forever transformed personal safety by being the first to bring livestreaming to emergencies. In 2016, we did the same with emergency management by introducing the first and only livestream-enabled emergency management platform and API.

The Parachute app has been battle-tested all around the world, by those facing danger every day. The Parachute Platform has been deployed in Safety, Healthcare, Command & Control Centers, Non-Governmental Organizations, Human Rights, Public Safety Answering Points (PSAPs) and more.

## Hotlines

The Parachute platform allows you to create virtual Parachute hotlines, which can be added as Parachute emergency contacts. The Parachute user sees your hotline with your organization's branding, but the actions performed by the hotline are managed by your organization, and can be changed dynamically without requiring any involvement from the end user.

## Web Dashboard

Your organization's admins can log in to the web dashboard to watch live incidents as they come in, revisit past incidents, and perform post-processing, rendering and compositing workflows on incidents. They can also manage the members of each hotline and edit the hotline's routes.

## Routes

Routes connect your hotline to your endpoints. When incidents come in to your hotline, your hotline's routing rules are examined and when there is a routing match, that endpoint is invoked.

## Endpoints

An endpoint is anything that can receive a Parachute incident, like an email address, phone number, or webhook. When an endpoint is invoked, an alert is sent to that endpoint.

Endpoints are defined on the organizational level, allowing them to be shared by many hotlines. Changes made to an endpoint will automatically propagate to all hotlines with routes to that endpoint.

## App Layer

Handled by Parachute app

## Personal Layer

Handled by Parachute personal membership

## Hotline Layer

Handled by Parachute platform

## Web Dashboard Layer

Handled by Parachute platform at platform.parachute.live

## Routing Layer

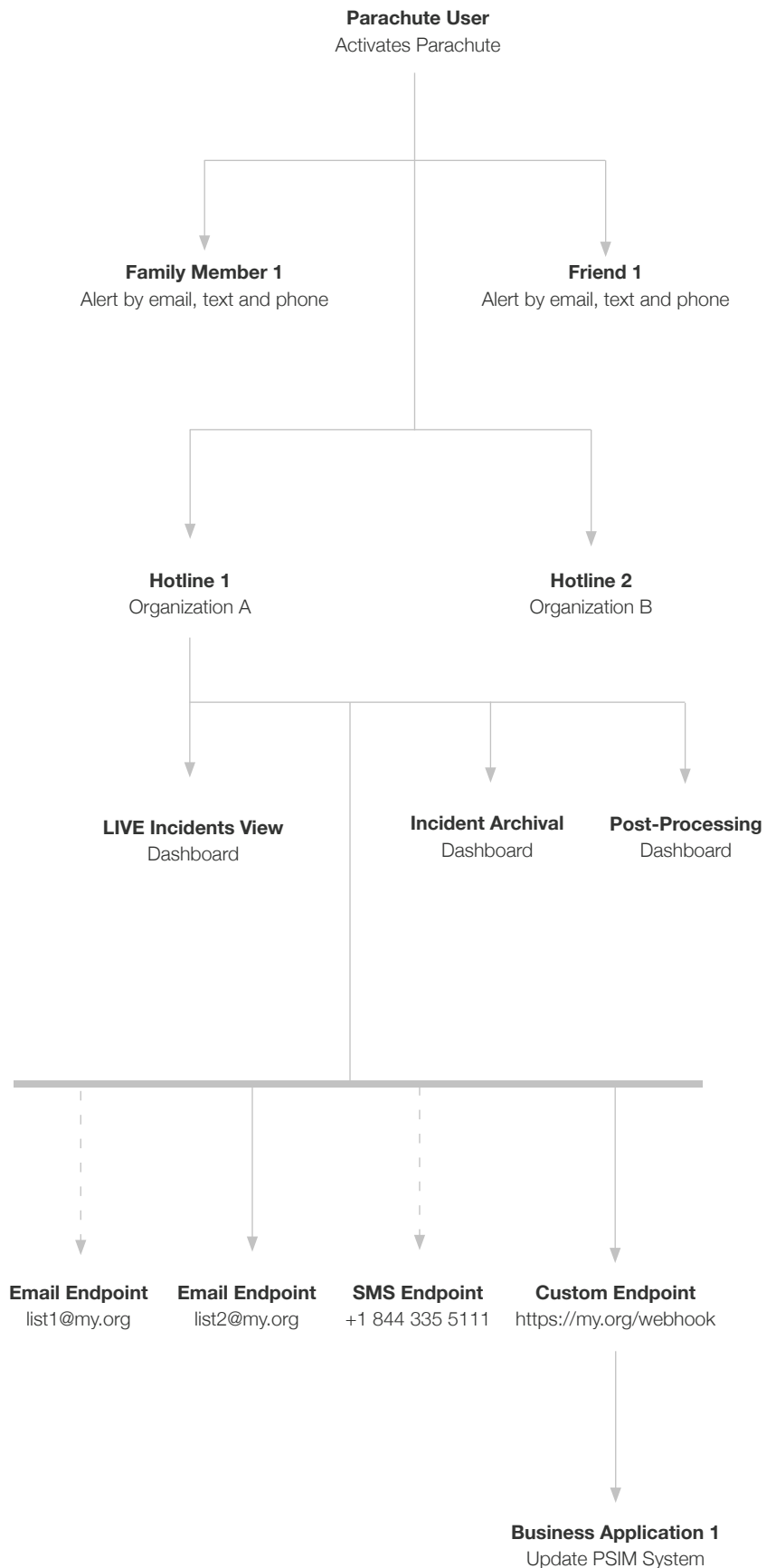
Handled by Parachute platform  
Determination of which endpoints to invoke based on your routing rules

## Endpoint Layer

Handled by Parachute platform  
Endpoints invoked

## Business Layer

Handled by your organization



# Why Parachute Platform

Organizations can start by purchasing bulk personal memberships for their organization, and have their members add their safety team's phone number as an emergency contact. However, this quickly becomes hard to manage, especially as the organization's requirements grow and complexity increases.

## Receive Incidents Seamlessly

The Parachute platform allows you to receive incidents automatically, just by having the user add your hotline to their emergency contacts. Without this, you would have to ask each user for their incident's shortlink. If you need their raw video, you would have to ask them to download the video on their phone and then figure out how they can send it to you, which can be a huge pain, as video does not typically fit in an email.

## Centralize On-Call Lists

The Parachute platform allows you to centrally manage which people within your organization are on call. If an on-call person goes on vacation, you can temporarily disable that route from your routes list. If the person leaves the company, you can delete that route from your routes list. These actions are invisible to the members of your hotline.

Without using a hotline, each member of your organization would have to edit their emergency contacts every time there is a change on the on-call list. For larger organizations, this quickly becomes impossible to coordinate.

## Centralize Incident Archival

Without the Parachute platform, you would have to manually maintain a list of all Parachute incidents created by members of your organization. The Parachute platform automatically centralizes the archival of your past incidents, so you can quickly find them.

If a user does not have your hotline in their emergency contacts but wishes to share an incident after the fact you can manually import it just by having the shortlink to it.

## LIVE Incidents Multiview

The hotline's LIVE view allows you to simultaneously view all live and in-progress incidents streamed to your hotline. Without this, you would have to manually open each Parachute incident in separate tabs and place them side-by-side.

The hotline's LIVE view can be used just like a CCTV multiview and placed on a dedicated screen in your command center. When a new incident comes in, you are alerted with an audio alert, as well as repeated flashing of the new incident's video box.

## Renders

Renders allow you to quickly perform video editing actions that would otherwise require the use of custom software. You can create renders that apply a watermark to incident video, apply rotations or add labels, all without using any video editing software. You receive an automated email when your render has finished processing.

Without the Parachute platform, you would first have to ask the user to send you a downloaded copy of their incident video, and then process it in video editing software.

## Composites

Composites allow you to quickly synchronize and composite multiple incidents depicting the same event. Before the Parachute platform, it would take weeks to manually synchronize each video, as each frame had to be painstakingly examined to identify synchronization landmarks. With the Parachute platform, this operation is done automatically in minutes. This is because Parachute stamps each frame of video with the exact date and time when it was shot, not the timecode since the start of recording. As a result, synchronization is automatic. Small millisecond-level clock skew can be manually adjusted when creating the composite. Parachute sends you an email when the composite is done processing.

Originally launched in 2015, Parachute composites have become an invaluable and essential tool for some of the world's most prominent forensic analysis labs.

## **Dynamic Routing**

Route your incidents using dynamic rules, like routing the incident to offices in the same country or city based on the incident's GPS coordinates. Without the Parachute platform, this is impossible to accomplish. You can also route incidents depending on time and day, so you can apply your own custom on-call schedule.

## **Custom Endpoints**

Connect Parachute to your own business logic, allowing for integration with your organization's processes and workflows. For example, you can create a custom endpoint to automatically update your Physical Security Information Management system every time a new incident comes in, and perform custom actions like sounding the alarm and placing the building on lockdown.

## **Included Endpoints**

Choose from a large variety of ready-to-use endpoints, such as an email alert endpoint, an SMS alert endpoint, a phone alert endpoint, a paging endpoint for SIP paging, a social endpoint for automatically sharing video to popular social media, and more.

## **Custom Devices**

Pair your own custom Bluetooth or WiFi physical panic buttons or devices with the Parachute app and receive the data streamed on the Parachute platform dashboard and API.

## **Custom Apps**

Pair your own custom apps with the Parachute app, create new incidents and receive the data streamed on the Parachute platform dashboard and API. You can even develop your own panic button app that runs on Parachute's emergency network behind the scenes, without going through the Parachute app.



## **Receive Rich Data**

The Parachute platform allows you to receive rich incident data from Parachute's rich data stream, including simultaneous multi-camera video, high-definition audio, high-accuracy location, battery status, vitals and other information. The richer the data you are looking at, the better you can understand what's happening and protect the person in danger.

## **Audit Trail**

The Parachute platform logs all events in the "Events" tab. This allows you to quickly view an audit trail of every action taken by your organization's administrators and your Hotlines' members.

## **Reporting**

The Parachute platform generates various scheduled reports for your organization, such as the Daily Parachute Platform Report, which is emailed to all admins and contains the day's events. Significant events, like a new hotline member generate instant email alerts.

## **Hardware-Free**

The Parachute platform requires no hardware purchases. Its monthly cancel-anytime pricing model makes it affordable for any organization to start taking their emergency management needs seriously.

## **Free Updates**

The Parachute platform and the Parachute app are constantly being updated and enhanced with new features. Your monthly pricing includes all current and future updates for free.

# Platform Pricing

The Parachute platform's groundbreaking pricing structure makes it easy for any organization to modernize its security infrastructure for the 21st century without any sunk costs

## Groundbreaking Pricing Model

Before the Parachute platform, emergency management solutions came with serious baggage, like dedicated aging hardware, long wine-and-dine sales cycles and crappy outdated software. The Parachute platform is a monthly cancel-anytime option that requires 0 hardware investment from your organization and grows as you grow

## All-Inclusive \$4,900/mo

The Parachute platform's pricing comes with unlimited everything: unlimited hotlines, unlimited members, unlimited admins, unlimited endpoints, unlimited routes, unlimited incidents, unlimited renders and unlimited composites. It also comes with 24x7 support and unlimited training

## Cancel Anytime

Cancel any time and get back a pro-rated refund

## Free Updates

Your platform membership includes all current and future updates to the Parachute app and the platform

## Money-Back Guarantee

If an error is encountered during a live emergency and it is Parachute's fault, we refund you back your full monthly payment

## Personal Memberships

The Parachute platform comes with complimentary personal Parachute memberships for all members of your hotlines (\$9.99/member/month value). Personal memberships allow your hotline's members to alert their friends and family by phone, text and email, in addition to your hotline

# Extras

## API Access

Push (via webhook)	Included
Pull (via polling)	Included

## Routing

Static	Included
Dynamic	Included

## Support

24x7 support	Included
--------------	----------

## Training

Video training	Included
In-person training	Included

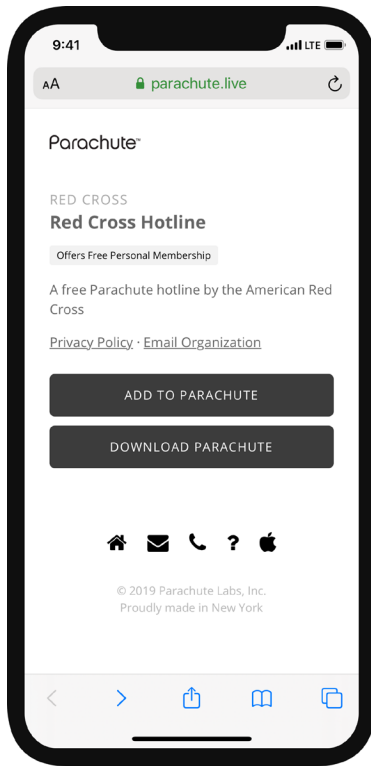
## Custom Solutions & Consulting

We develop and maintain custom solutions and integrations for you via custom endpoints or custom apps at a rate of \$399 per half hour

## Command Center Outsourcing

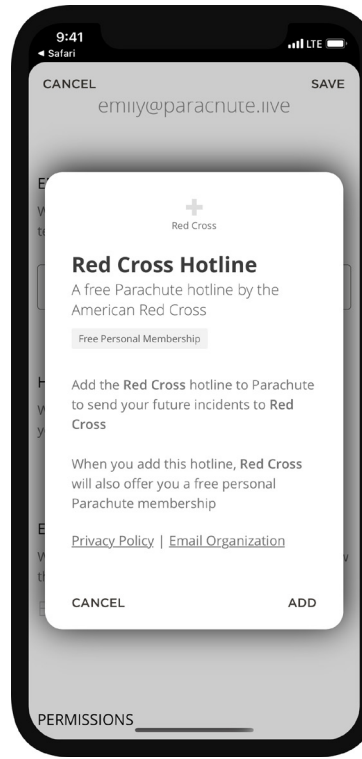
We run your hotline's command center on your behalf with trained emergency calltakers and dispatchers. Starting at \$10,000/mo

# Hotline Quickstart



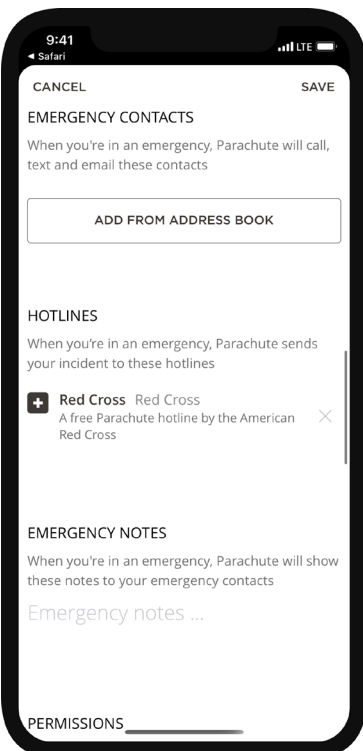
## Hotline Link

You can add a hotline to Parachute if you have the hotline's link. Adding a hotline to Parachute will allow you to send your future Parachute incidents to this hotline



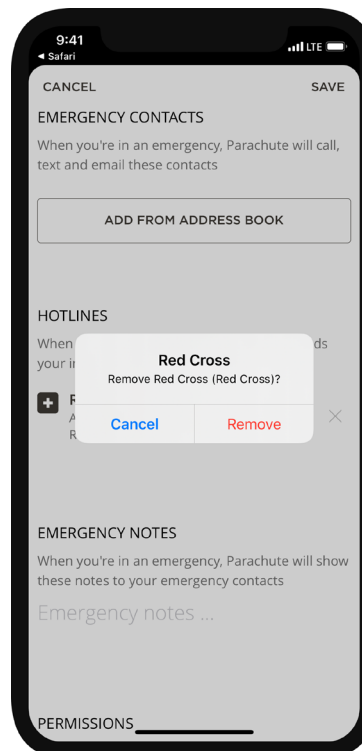
## Add Hotline

Add a hotline by opening the hotline's link on your phone with Parachute installed. Parachute will open the Settings page and display the hotline's details. Some hotlines may also offer you a free personal Parachute membership, so you can alert your friends and family along with the hotline



## Hotline Contacts

The hotline will be added to your hotline contacts on Parachute. Save your settings to save your hotline contacts. From now on, when you activate Parachute, your incident will be sent to this hotline



## Remove Hotline

To remove a hotline, just delete it from your hotline contacts. The hotline will still have any incidents you've previously shared with it. To send an incident to a hotline that is not in your hotline contacts, email the incident's shortlink to the organization, who can import it manually



# Platform Admin Quickstart

Parachute Platform Support

help@platform.parachute.live





Parachute Platform

PLEASE SIGN IN

Enter Email Address

Password

SIGN IN

© 2019 Parachute Labs, Inc.  
Proudly made in New York

## Log In

Log in to the dashboard at **platform.parachute.live** using your admin credentials emailed to you in the welcome email

Parachute Platform ACCOUNT ▾ HOTLINES ▾ ENDPOINTS ▾ APPS ▾ DEVICES ▾ LOG OUT DEMO@REDCROSS.ORG

**BILLING**

CARDS

After your free 30-day trial is over, your card will be charged monthly, unless you cancel your membership

⚠ Please add a card to your account

ADD CARD





INVOICES

Date	Amount	Invoice
11/1/2019, 12:00:00 AM	\$0	<a href="#">View Invoice</a>

CANCEL MEMBERSHIP

Canceling your membership will revoke all personal memberships provided to members of your organization and members of your hotlines. Your Parachute platform account and all its data will be deleted. If you decide to come back to the Parachute platform in the future, you will be placed at the end of the waiting list

CANCEL MEMBERSHIP

© 2019 Parachute Labs, Inc.  
Proudly made in New York

## Activate Account

Enter your organization's credit card information to activate your account

# Top Navigation

## Account

General information about your account and billing

## Hotlines

The dashboard for each hotline on your organization

## Endpoints

The dashboard for managing your organization's endpoints

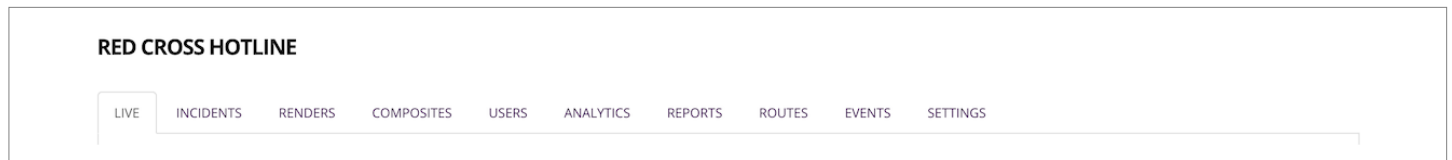
## Apps

The dashboard for managing your organization's connected apps

## Devices

The dashboard for managing your organization's connected devices

# Hotline Navigation



## LIVE

Your hotline's live incidents multiview shows you live video and mapping of all in-progress incidents. You are notified of new incidents with a flash of the video box and an audio alert

## Incidents

All incidents that have been sent to your hotline. You can tag each incident with a label. To import an incident that was not automatically sent to your hotline, use the "Import Incident" button

## Renders

Run video editing workflows on your incidents' video, such as rotating, watermarking and labeling

## Composites

Combine multiple incidents from the same event together in a synchronized multiview. You can download the video or share the composite's web link for synchronized video and mapping

## Users

View which Parachute users currently have your hotline in their emergency contacts

## Analytics

Intelligence data, statistics, and analysis on your incidents

## Reports

Scheduled reports for your hotline. Reports are emailed to the hotline's administrators

## Routes

The routing table and routing rules for your hotline. When an incident comes in to the hotline, the routing table is inspected and when there is a rule match, the corresponding endpoint is invoked

## Events

The audit trail for your hotline. When a significant action takes place, like an administrator making a change, a new member adding your hotline, or an endpoint invoked, the Parachute platform will post an event here

## Settings

Your hotline's settings, including its add link, add button, description, privacy policy and other parameters. The Personal Membership Policy defines whether joining your hotline also grants the user a personal membership paid for by your organization



Parachute Platform

ACCOUNTHOTLINESENDPOINTSAPPSDEVICES

LOG OUT DEMO@REDCROSS.ORG

RED CROSS HOTLINE

LIVEINCIDENTSRENDERSCOMPOSITESUSERSANALYTICSREPORTSROUTESEVENTSETTINGS

ADD LINK

Share this link with anyone you would like to add this hotline

https://parachute.live/web/hotlines/C3WK4LLlcs36RPiHPh9ULZuA2mBnnA94VxNoy34PTTpIKR1Zb9MP2g/add

ADD BUTTON

Embed this button on your website and emails

<a href="https://parachute.live/web/hotlines/C3WK4LLlcs36RPiHPh9ULZuA2mBnnA94VxNoy34PTTpIKR1Zb9MP2g/add" style="width:180px; height:72p

Add us on Parachute

PERSONAL MEMBERSHIP POLICY

Whether to grant the user a personal membership when adding the hotline. This allows the user to use Parachute for personal use and not just for sending to your hotline. Incurs additional monthly cost

Grant Personal Membership

Red Cross will pay for every user's personal membership, unless they already have one

Promotion applied! Free for you until 2021

DESCRIPTION

A free Parachute hotline by the Red Cross

PRIVACY POLICY URL

The default privacy policy is being used. Please send us a privacy policy url for your hotline

https://parachute.live/privacy/demo\_hotline

BRANDING

CONTACT EMAIL

demo@redcross.org

SECURITY

No custom security has been configured

STORAGE

No custom storage has been configured

NOTARIES

No custom notaries have been configured

CREATED

11/20/2019, 4:50:53 PM

© 2019 Parachute Labs, Inc.

Proudly made in New York

## Hotline Link

Get the hotline's link from the hotline's Settings tab

You can share this link with those you would like to receive incidents from

You can add your own styling to the link, or embed Parachute's Add Button code to your website or email

Parachute Platform
ACCOUNT
HOTLINES
ENDPOINTS
APPS
DEVICES
LOG OUT DEMO@REDCROSS.ORG

RED CROSS HOTLINE

LIVE
INCIDENTS
RENDERS
COMPOSITES
USERS
ANALYTICS
REPORTS
ROUTES
EVENTS
SETTINGS

Name	Email	Joined	Personal Membership
Rima Beier	romaineschaden@wisozkjohnson.co	11/20/2019, 11:10:30 AM	Paid for by your organization
Natacha Koelpin	heelesch@keeling.io	11/20/2019, 7:00:42 PM	Paid for by your organization
Era Terry	beulahprosacco@purdy.biz	11/20/2019, 3:39:40 AM	Paid for by your organization
Leandro Beahan	giuseppe@douglas.name	11/20/2019, 2:51:20 PM	Paid for by your organization
Fletcher Stiedemann	inocenciagutmann@braun.info	11/20/2019, 9:19:34 PM	Paid for by your organization
Georgianne Okuneva	susannahtillman@rolfsonharber.biz	11/20/2019, 10:12:49 PM	Paid for by your organization
Lorene Heller	elvina@lubowitzcarroll.info	11/20/2019, 8:38:00 AM	Paid for by your organization
Vernita Ruecker	carleen@kiehn.io	11/20/2019, 2:43:43 AM	Paid for by your organization
Efren McDermott	laraine@mckenzie.info	11/20/2019, 2:52:42 AM	Paid for by your organization
Jake Veum	jamey@hirthewolf.net	11/20/2019, 5:08:25 AM	Paid for by your organization

© 2019 Parachute Labs, Inc.  
Proudly made in New York

## Users

When new users add your hotline to their emergency contacts, you are notified by email. You can see the users that have your hotline added to their emergency contacts on the “Users” tab

Parachute Platform
ACCOUNT
HOTLINES
ENDPOINTS
APPS
DEVICES
LOG OUT DEMO@REDCROSS.ORG

RED CROSS HOTLINE

LIVE
INCIDENTS
RENDERS
COMPOSITES
USERS
ANALYTICS
REPORTS
ROUTES
EVENTS
SETTINGS

IMPORT INCIDENT

	Label	User	Began	Ended	Method
View	NYC	Rima Beier	11/20/2019, 11:10:30 AM	11/20/2019, 11:17:04 AM	shared at 11/20/2019, 11:10:30 AM
View	NYC	Natacha Koelpin	11/20/2019, 7:00:42 PM	11/20/2019, 7:07:16 PM	shared at 11/20/2019, 7:00:42 PM
View	NYC	Era Terry	11/20/2019, 3:39:40 AM	11/20/2019, 3:46:14 AM	shared at 11/20/2019, 3:39:40 AM
View	NYC	Leandro Beahan	11/20/2019, 2:51:20 PM	11/20/2019, 2:57:54 PM	shared at 11/20/2019, 2:51:20 PM
View	NYC	Fletcher Stiedemann	11/20/2019, 9:19:34 PM	11/20/2019, 9:26:08 PM	shared at 11/20/2019, 9:19:34 PM
View	NYC	Georgianne Okuneva	11/20/2019, 10:12:49 PM	11/20/2019, 10:19:23 PM	shared at 11/20/2019, 10:12:49 PM
View	NYC	Lorene Heller	11/20/2019, 8:38:00 AM	11/20/2019, 8:44:34 AM	shared at 11/20/2019, 8:38:00 AM
View	NYC	Vernita Ruecker	11/20/2019, 2:43:43 AM	11/20/2019, 2:50:17 AM	shared at 11/20/2019, 2:43:43 AM
View	NYC	Efren McDermott	11/20/2019, 2:52:42 AM	11/20/2019, 2:59:16 AM	shared at 11/20/2019, 2:52:42 AM
View	NYC	Jake Veum	11/20/2019, 5:08:25 AM	11/20/2019, 5:14:59 AM	shared at 11/20/2019, 5:08:25 AM

© 2019 Parachute Labs, Inc.  
Proudly made in New York

## Incidents

You can view all incidents that have been sent to your hotline via the “Incidents” tab

Import incidents that were not automatically sent to your hotline using the “Import Incident” button


## RED CROSS HOTLINE

LIVE INCIDENTS RENDERERS COMPOSITES USERS ANALYTICS REPORTS ROUTES EVENTS SETTINGS



Georgianne Okuneva Started 11/20/2019, 10:12:49 PM

VIEW INDIVIDUALLY



Fletcher Stiedemann Started 11/20/2019, 9:19:34 PM

VIEW INDIVIDUALLY



Leandro Beahan Started 11/20/2019, 2:51:20 PM

VIEW INDIVIDUALLY




Era Terry Started 11/20/2019, 3:39:40 AM

VIEW INDIVIDUALLY



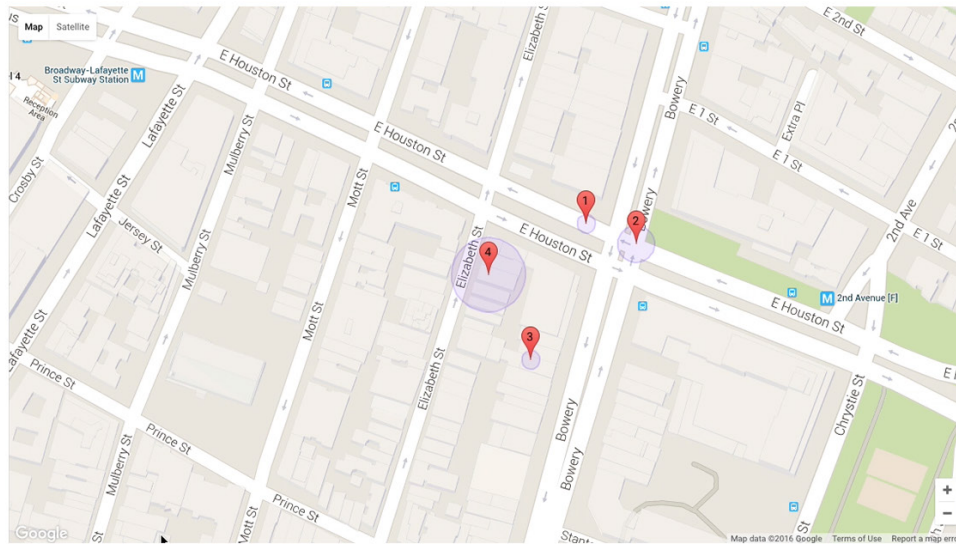
Natacha Koelpin Started 11/20/2019, 7:00:42 PM

VIEW INDIVIDUALLY



Rima Beier Started 11/20/2019, 11:10:30 AM

VIEW INDIVIDUALLY



© 2019 Parachute Labs, Inc.  
Proudly made in New York

## LIVE

You can view a multiview of all the live in-progress incidents being shared with your hotline via the “LIVE” tab

The “LIVE” tab provides both live video and mapping

Parachute Platform

ACCOUNTHOTLINESENDPOINTSAPPSDEVICES

LOG OUT DEMO@REDCROSS.ORG

RED CROSS HOTLINE

LIVEINCIDENTSRENDERSCOMPOSITESUSERSANALYTICSREPORTSROUTESEVENTSETTINGS

ALL RENDERSNEW RENDER

Incident

NYC Leandro Beahan11/20/2019, 2:51:20 PM View

The incident you would like to create a render for

Rotate

☐ No ☐ Left ☒ Right ☐ Upside Down

Choose whether you want the video to be rotated

Overlay Image

Drop a PNG image that will be overlayed on the video. For pixel-perfect overlaying, your image should be the same size as the render and use transparency

Overlay Label

NYC

A text label to be overlayed at the bottom right corner of the video. For more advanced formatting, overlay an image instead

Name

NYC - Rotated - Watermarked

A name to identify this render

CREATE RENDER

© 2019 Parachute Labs, Inc.  
Proudly made in New York

## New Render

You can quickly apply video editing and processing workflows to incident video, such as labeling, watermarking and rotation, via the “New Render” tab

Parachute Platform

ACCOUNTHOTLINESENDPOINTSAPPSDEVICES

LOG OUT DEMO@REDCROSS.ORG

RED CROSS HOTLINE

LIVEINCIDENTSRENDERSCOMPOSITESUSERSANALYTICSREPORTSROUTESEVENTSETTINGS

ALL RENDERSNEW RENDER

Name	Status	Created	Incident
Brazil Rotated	done	11/20/2019, 11:10:30 AM	Incident
Rotated	done	11/20/2019, 7:00:42 PM	Incident
Watermarked	done	11/20/2019, 3:39:40 AM	Incident
Brazil Rotated	done	11/20/2019, 2:51:20 PM	Incident
	done	11/20/2019, 9:19:34 PM	Incident
NYC Watermarked	done	11/20/2019, 10:12:49 PM	Incident
Syria	done	11/20/2019, 8:38:00 AM	Incident
Watermarked	done	11/20/2019, 2:43:43 AM	Incident
Syria	done	11/20/2019, 2:52:42 AM	Incident
Hong Kong	done	11/20/2019, 5:08:25 AM	Incident

© 2019 Parachute Labs, Inc.  
Proudly made in New York

## Renders

View renders and download the rendered video via the “All Renders” tab

LIVE	INCIDENTS	RENDERS	COMPOSITES	USERS	ANALYTICS	REPORTS	ROUTES	EVENTS	SETTINGS
------	-----------	---------	------------	-------	-----------	---------	--------	--------	----------

NEW COMPOSITE

## Name

NYC - 11/20/2019

### CREATE COMPOSITE (4 INCIDENTS)

Advanced Settings

Label

NYC

Clock Skew

0.000

Do not adjust the clock skew unless the incidents are out of sync

Advanced Settings

Label

NYC

Clock Skew

0.000

Do not adjust the clock skew unless the incidents are out of sync

Advanced Settings

Label

NYC

Clock Skew

0.000

Do not adjust the clock skew unless the incidents are out of sync

NYC Georgianne Okuneva 11/20/2019, 10:12:49 PM [View](#)

NYC Vernita Ruecker 11/20/2019, 2:43:43 AM [View](#)

NYC Jake Veum 11/20/2019, 5:08:25 AM [View](#)

You can label  
each source in the  
composited video by  
specifying a “Label”

Parachute Platform

ACCOUNTHOTLINESENDPOINTSAPPSDEVICES





LOG OUT DEMO@REDCROSS.ORG

RED CROSS HOTLINE

LIVEINCIDENTSRENDERSCOMPOSITESUSERSANALYTICSREPORTSROUTESEVENTSETTINGS

ALL COMPOSITESNEW COMPOSITE

	Name	Status	Incidents	Created
View	Nov 20, 2019	done	2	11/20/2019, 11:10:30 AM
View	Nov 20, 2019	done	3	11/20/2019, 7:00:42 PM
View	Nov 20, 2019	done	6	11/20/2019, 3:39:40 AM
View	NYC Nov 20, 2019	done	5	11/20/2019, 2:51:20 PM
View	Nov 20, 2019	done	5	11/20/2019, 9:19:34 PM
View	Hong Kong Nov 20, 2019	done	2	11/20/2019, 10:12:49 PM
View	Hong Kong Nov 20, 2019	done	3	11/20/2019, 8:38:00 AM
View	Brazil Nov 20, 2019	done	4	11/20/2019, 2:43:43 AM
View	Syria Nov 20, 2019	done	4	11/20/2019, 2:52:42 AM
View	Hong Kong Nov 20, 2019	done	6	11/20/2019, 5:08:25 AM



© 2019 Parachute Labs, Inc.  
Proudly made in New York

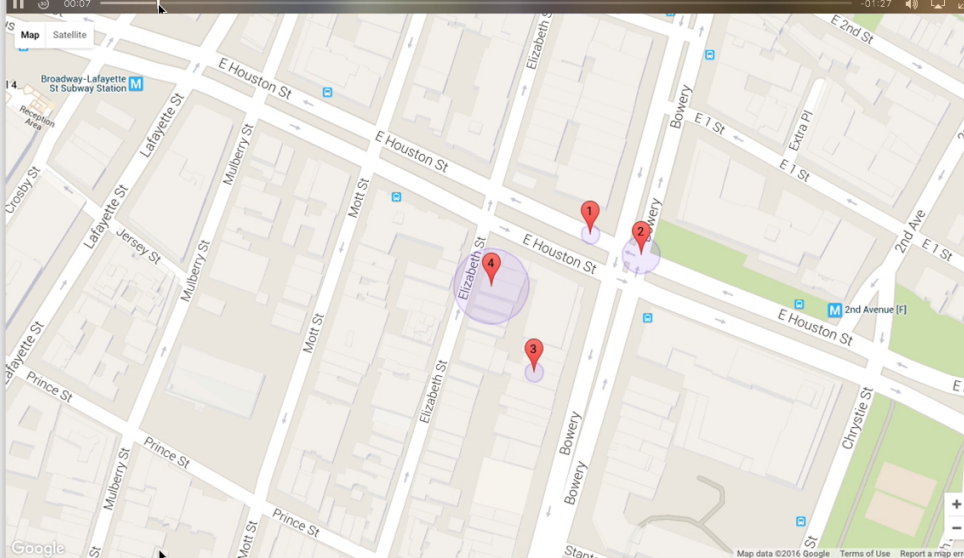
Composites

View your composites and download their video using the “All Composites” tab



## NYC Composite

Wed Nov 20 02:43:43 GMT-0500 (Eastern Standard Time)



	Incident	User Name	Started	Ended
1.	Vernita Ruecker	<a href="#">View Individually</a>	Vernita Ruecker	2019-11-20 07:43:43 UTC
2.	Efren McDermott	<a href="#">View Individually</a>	Efren McDermott	2019-11-20 07:52:42 UTC
3.	Jake Veum	<a href="#">View Individually</a>	Jake Veum	2019-11-20 10:08:25 UTC
4.	Lewis Schaden	<a href="#">View Individually</a>	Lewis Schaden	2019-11-20 11:39:44 UTC



© 2019 Parachute Labs, Inc.  
Proudly made in New York

## Composites

Composites are viewed interactively, with the map and video in sync

Interactive composite links are publicly shareable

A master clock displays the exact timestamp shown in the composite

Parachute Platform

ACCOUNTHOTLINESENDPOINTSAPPSDEVICES





LOG OUT DEMO@REDCROSS.ORG

RED CROSS HOTLINE

LIVEINCIDENTSRENDERSCOMPOSITESUSERSANALYTICSREPORTSROUTESEVENTSETTINGS

ROUTESNEW ROUTE

	Name	Destination	Rule
View	Mike on Call	Phone	[time_of_day_between("00:00:00", "16:00:00")]
View	Johanna on Call	Phone	[time_of_day_between("16:00:00", "22:00:00")]
View	Johanna on Call	Text	[time_of_day_between("16:00:00", "22:00:00")]
View	Ray on Call	Phone	[time_of_day_between("22:00:00", "06:00:00")]
View	Ray on Call	Text	[time_of_day_between("22:00:00", "06:00:00")]
View	Eduardo on Call	Phone	[time_of_day_between("00:00:00", "08:00:00")]
View	Eduardo on Call	Text	[time_of_day_between("00:00:00", "08:00:00")]
View	Email Lawyers	Email	[always]
View	Email Safety	Email	[always]
View	Tweet @demoorg	Custom Twitter Endpoint	[always]
View	Alert Nearby Team Members	Custom Alert Endpoint	[always]
View	Sound Alarm	Custom Paging Endpoint	[always]



© 2019 Parachute Labs, Inc.  
Proudly made in New York

# Routes

When an incident comes into your hotline, its routes are checked. When a rule matches, that endpoint is invoked



Parachute Platform

ACCOUNTHOTLINESENDPOINTSAPPSDEVICES

LOG OUT DEMO@REDCROSS.ORG

RED CROSS HOTLINE

LIVEINCIDENTSRENDERSCOMPOSITESUSERSANALYTICSREPORTSROUTESEVENTSETTINGS

ROUTESNEW ROUTE

ENDPOINT

Parachute Endpoints

Phone

Call a number

Text

Text a number

Email

Send an email

Live TV

Send to Live TV Broadcast

Youtube

Upload to a YouTube Account

Vimeo

Upload to a Vimeo Account

Custom Endpoints

Twitter Custom

Description not provided for custom endpoint

Dispatch Custom

Description not provided for custom endpoint

Paging Custom

Description not provided for custom endpoint

ROUTE

Route Settings

Name

Route Name

The route's name helps you identify the route

CREATE ROUTE

© 2019 Parachute Labs, Inc.

Proudly made in New York

# New Route

Creating new routes requires proficiency with Parachute Lang and is disabled by default. The Parachute Platform helpdesk can safely create routes and endpoints on your behalf if you do not wish to learn Parachute Lang

# Developer Quickstart

The Parachute platform provides various APIs for programmatic control and custom integration

## **Parachute Platform API Documentation**

[platform-api-docs.parachute.live](https://platform-api-docs.parachute.live)

## **Parachute Platform Developer Support**

[help@platform.parachute.live](mailto:help@platform.parachute.live)

## **Key Issuance and Registration**

[help@platform.parachute.live](mailto:help@platform.parachute.live)

## **Custom Endpoint API (Push)**

A custom endpoint is any application or service that can receive Parachute incidents. Custom endpoints receive HTTP POST calls on a webhook URL. When an incident comes into your hotline and a route with a custom endpoint matches, that endpoint is invoked.

Upon invocation, the custom endpoint can receive the full real-time firehose of events for that incident, including the `new_incident_share` event, which specifies that a new incident has been sent to your hotline. Event webhooks provide data designed to obviate the need for any further polling, eliminating the round trip for fetching additional data.

## **Idempotent API (Poll)**

You can poll the Parachute platform API to get the latest information on all data stored on your Parachute platform account, including hotlines, members, incidents, renders, composites, and more. Idempotent APIs use the GET HTTP verb.

## **Non-Idempotent API**

The non-idempotent Parachute platform API allows you to perform destructive actions and updates to data stored on your Parachute platform account. Non-idempotent APIs use non-GET HTTP verbs. This API requires special approval.

## **Device API**

The Parachute device API allows you to connect custom Bluetooth or WiFi-based panic buttons or other devices to the Parachute app. This API requires special approval.

## **App API**

The Parachute app API allows you to invoke Parachute via your own app. This API requires special approval.

## Network API

The Parachute network API allows you to use Parachute's emergency network with your own client app or client devices directly, without going through the Parachute app's client-side APIs. This API requires special approval.

## Notarization API

The Parachute notarization API allows you to request notarization of evidence by Parachute. This API requires special approval.

## Notary API

The Parachute notary API allows you to register as a third-party notary and provide notarization services via the Parachute platform. This API requires special approval.

## Command Center API

The Parachute command center API allows you to register as a third-party command center and provide third-party command center services via the Parachute app and the Parachute platform. This API requires special approval.

## Live SOS API

The Live SOS foundation is developing open-source standardized APIs for emergency providers and emergency responders to send and receive rich 21st century emergency data.

Parachute is a proud founding member and platinum sponsor of the Live SOS foundation.

Live SOS inquiries must be directed to [hello@livesos.org](mailto:hello@livesos.org).



**Fear less**

**Fearless.**

Parachute™

[REDACTED — Information not available on public document]

[REDACTED — Information not available on public document]

[REDACTED — Information not available on public document]

[REDACTED — Information not available on public document]

[REDACTED — Information not available on public document]

[REDACTED — Information not available on public document]

[REDACTED — Information not available on public document]

[REDACTED — Information not available on public document]

[REDACTED — Information not available on public document]

[REDACTED — Information not available on public document]

Parachute for Organizations Email: [organizations@platform.parachute.live](mailto:organizations@platform.parachute.live)

Parachute™ is a registered trademark of Parachute Labs, Inc.

© Parachute Labs, Inc., a Delaware corporation

Parachute Use Only



OD20200122104127